

Webdom Datalogger 1.5

PV plants - From W to MW

Ref. WD0000B
Webdom Dataloggers

Energy monitoring from a single device in a simple and intuitive way. Complete solution for monitoring PV plants, from W to MW



GENERAL DESCRIPTION

Webdom Datalogger 1.5 is a Monitoring and remote control of Photovoltaic systems greater than 100kW. The Datalogger includes a large number of communication ports for connection with inverters, string boxes, weather sensors and electricity meters. The system is supported by world leading PV manufacturing companies.

INSTANTANEOUS VALUES

Analyze the health of your solar power plant. Using real time and historical data. Get alarms through SMS or EMail.and JSON-RPC interface.

Customize the presentation of information as you wish. The dashboard can help you to view the inverter, counter, video and meteo. Compare any channel from any device (Voltage, power, current, ...) graphical or numerical form.

INFORMATION

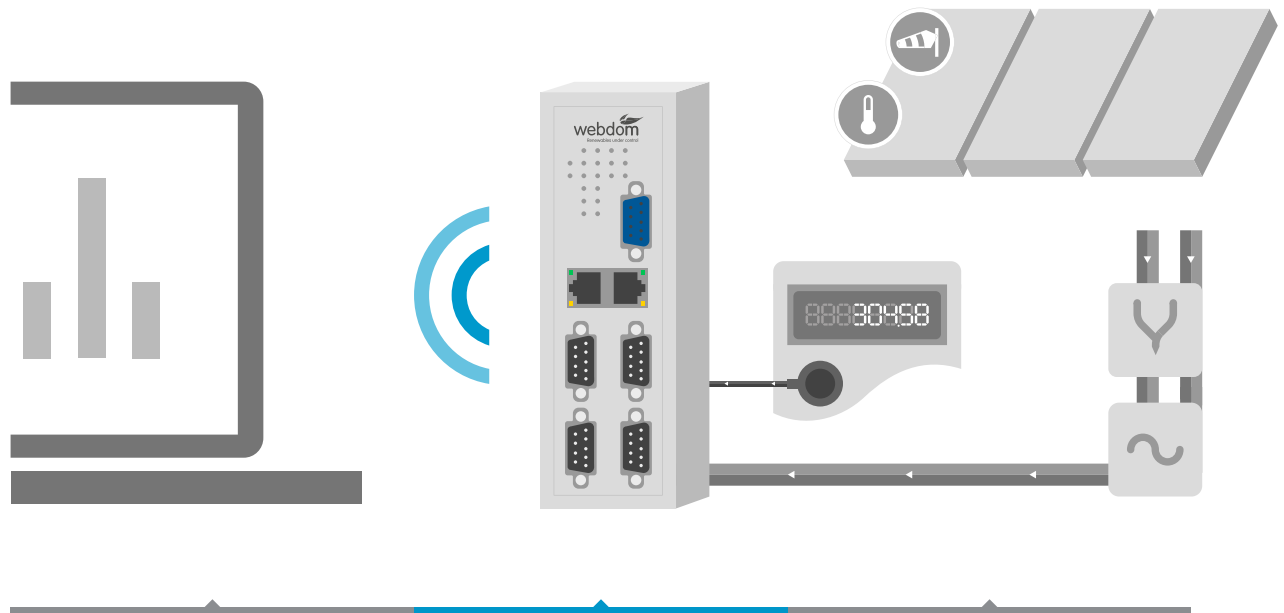
(a) Multi-devices system integrated inside one only software interface. Sending historical data to multiple servers simultaneously. (b) Open protocol for sending data (Tramas, JSON y FTP), can be integrated on any management software platform. (c) Sending automatic XML files to an FTP server. (d) Local data storage. (e) Protection against loss of data in case of Internet failure. Multiple client management in a single datalogger. (f) Alarm management on the local and server level. (g) Daily e-mail summary report. Compatible with Webdom 2.0 input card (pyranometers, sensors 0-10V/4-20mA/PT100-1000, current clamps). (h) Radiated stored energy and PR (Performance Ratio). (i) Access to CAN Bus and KNX devices via external gateways. (j) Monitoring software Visual Webdom included (client application for MS-Windows).

Webdom Datalogger 1.5

PV Plants - From W to MW

Ref. WD0000B
Webdom Dataloggers

GENERAL APPLICATION SCHEME



REAL-TIME CONTROL

Inverters, Strings boxes, electric meters and weather station.

REMOTE CONFIGURATION

Diagnostics and remote configuration of the PV system from anywhere.

DEVICES

You can connect as many inverters strings or boxes as you like.

Webdom Datalogger 1.5

PV Plants - From W to MW

Ref. WD0000B
Webdom Dataloggers

TECHNICAL DATA

General Information

Certifications:	CE, FCC Class A, CCC, UL
Dimensions (W*H*D):	50 x 154 x 127 mm
Enclosure:	Aluminium with solid mounting hardware
Power Input Range:	Dual 10 ~ 30 VDC inputs with reserve power polarity
Mounting:	DIN35 rail, wall
Power Consumption:	6 W (Typical)
Power Requirement:	10 ~ 30 VDC (e.g. + 24 VDC @ 1 A) (Min. 24 W), AT
Weight:	450g

System Hardware

CPU:	T1 Cortex A8 AM3505 600 MHz
Memory:	256 MB DDR2
VGA:	THS8136 controller, DB-15 VGA Connector
Indicators:	Power, Serial (Tx, Rx), SD, 4 x DI, 2 x DO, 4 Programmable LEDs
Storage:	2 SD slots
Others:	Real Time Clock, Watch Dog Timer

System Software

OS:	WinCE .NET 6.0 / Embedded Linux
Remote Display:	DiagAnywhere Utility (Windows CE only)

Communication

Serial Ports:	– 1 x RS-485, 4 x RS-232/422/485 (COM1 ~ COM5) – Automatic RS-485 data flow control
Serial Port Speed:	– RS-232: 300 ~ 115.2 kbps – RS-422/485: 300 ~ 115.2 kbps
LAN:	2 x 10/100 Base-T RJ-45 ports

Digital I/O

Digital In:	– 4 Digital Input – Dry Contact: Logic level 0: Open. Logic level 1: Close	
Digital Out:	– 2 Digital Output – Open Collect to 30V	– 200mA max Load – Power Dissipation 450mW

Webdom Datalogger 1.5

PV Plants - From W to MW

Ref. WD0000B
Webdom Dataloggers

TECHNICAL DATA

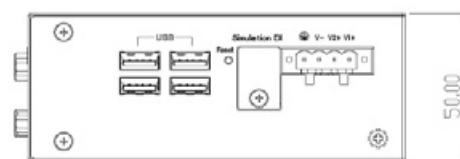
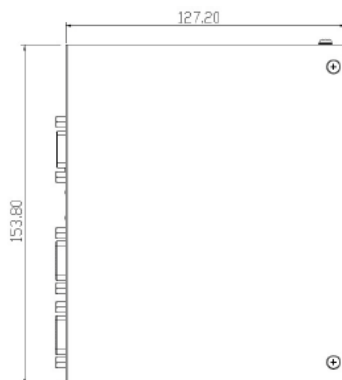
Environment

Operating Temperature:	-10 ~ 70°C (14° ~ 158°F)
Safety Cert. Temperature:	60°C
Storage Temperature:	-20° ~ 80°C (-4° ~ 176°F)
Operating Humidity:	20 ~ 95% (non-condensing)
Storage Humidity:	0 ~ 95% (non-condensing)

Features

- TI Cortex A8 AM3505 600 MHz Processor
- 256 MB DDR2 on board
- 1 RS-485, 4 RS-232/422/485 serial ports
- Dual 10/100 Mbps Ethernet
- 2 SD slots for OS and data storage
- 4 channel digital inputs and 2 channel digital outputs
- Four simulation DI dip switch
- 4 channel user-defined programmable LEDs
- Ready platform for WinCE.NET and Embedded Linux
- Fanless design for reliable system
- 10 ~ 30 VDC Wide Dual Power Inputs with Reserve Power Polarity Protection
- Compact size and light weight
- 10 ~ 70°C operating temperature range
- DIN-rail and wall mounting

Chasis Dimensions



Webdom Datalogger 1.5

PV Plants - From W to MW

Ref. WD0000B
Webdom Dataloggers

COMMUNICATION PROTOCOLS IMPLEMENTED



VISUAL WEBDOM - FREE SOFTWARE



VISUAL WEBDOM

Monitoring Software

DECLARATION OF CONFORMITY

CE

This product has passed the CE test for environmental specifications when shielded cables are used for external wiring. We recommend the use of shielded cables. Please contact your local supplier for ordering information.

FCC Class A

Note: This equipment has been tested and found to comply with the limits for a Class A digital device, pursuant to part 15 of the FCC Rules. These limits are designed to provide reasonable protection against harmful interference when the equipment is operated in a commercial environment. This equipment generates, uses, and can radiate radio frequency energy and, if not installed and used in accordance with the instruction manual, may cause harmful interference to radio communications. Operation of this equipment in a residential area is likely to cause harmful interference in which case the user will be required to correct the interference at his own expense.

WEBDOM.ES

info@webdom.es | www.webdom.es | Tlf. (+34) 938 272 932



facebook.com/WebdomLabs

twitter.com/WebdomLabs